



Dominion Academy & Therapy Education Center

**Therapeutic Day
School Outcomes**

2022-2023

Table of Contents

A. Program Features.....	Page 3
B. Eligibility Criteria.....	Page 3
C. VDOE Licensure.....	Page 3
D. Certification of Staff.....	Page 4
E. Therapeutic Counseling.....	Page 4
F. Student Attendance Rates.....	Page 5
G. Program Outcomes.....	Page 8
H. Grade Averages.....	Page 9
I. Results of Exits.....	Page 9
J. New for School Year.....	Page 10

Program Features

- Small class sizes with personalized instruction; maximum student enrollment is 10:1 in Academy, 8:1 in TEC. Each classroom is staffed with a full-time teacher, assistant teacher, and behavior technician. The overall staff to student ratio is 1:3.
- Strong focus on providing a nurturing and supportive environment where students can thrive academically, socially, and emotionally.
- Access to a full continuum of care across Dominion Care.
- Group and individual therapeutic counselling with on-site social workers and counselors.
- All academic classes, including health and P.E.
- Career exploration, vocational skills, and social skills as part of a secondary curriculum
- Adapted curriculum for TEC students.
- Transition planning

Eligibility Criteria

- Referral by a local school system or social service agency
- Funding typically through FAPT/CSA or DSS
- Students have an IEP with private day placement indicated.
- Students in need of educational/behavioral services

VDOE Licensure

- Autism
- Developmental Delay
- Emotional Disability
- Intellectual Disability

- Multiple Disabilities
- Other Health Impairment
- Specific Learning Disability
- Speech or Language Impairment
- Male and Female Students
- Grades K-12
- Ages: 5-22
- Capacity: 144

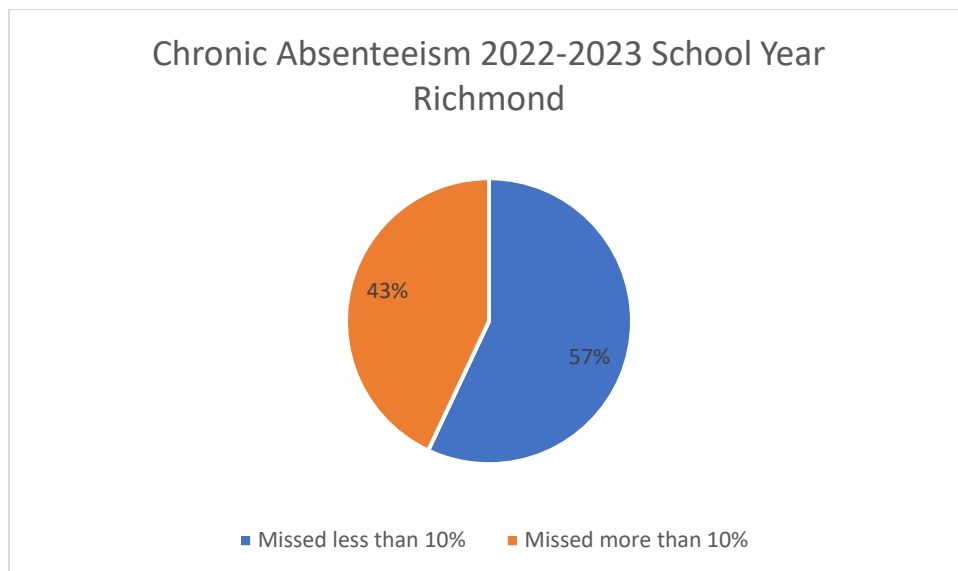
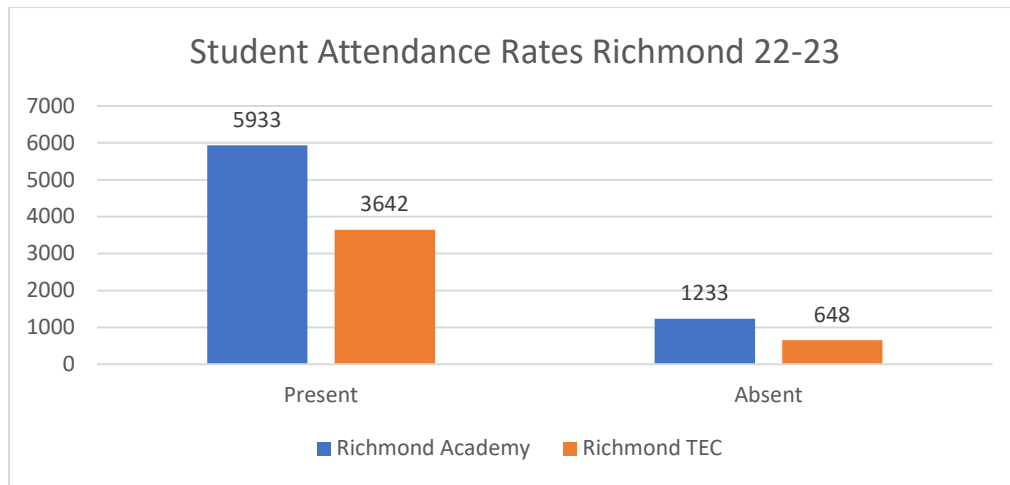
Certification of Staff

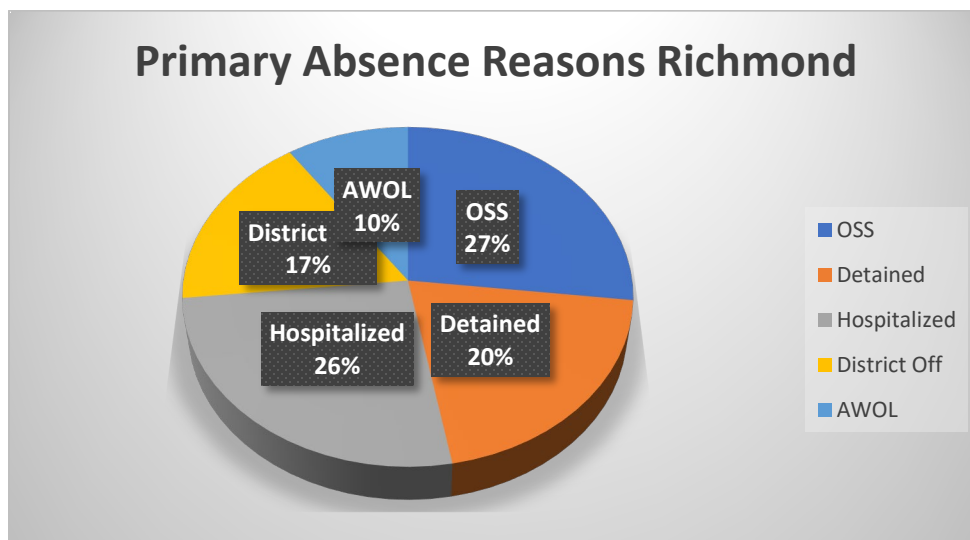
- All Staff are trained and certified in
 - First Aid/Crisis Response
 - TOVA
 - Van Safety
 - Medication Management
 - Teachers are licensed in Special Education or Subject Area
 - LCSW and counselor on-site for counseling

Therapeutic Counseling

- Counseling provided by an LCSW or school counselor.
- Students receive:
 - Minimum of 30 minutes – 1 hours of individual counseling per week
 - 60 minutes of group counseling in each class weekly
 - Aggression Replacement Toolkit (ART) utilized.
 - Crisis counseling as needed.

Student Attendance Rates



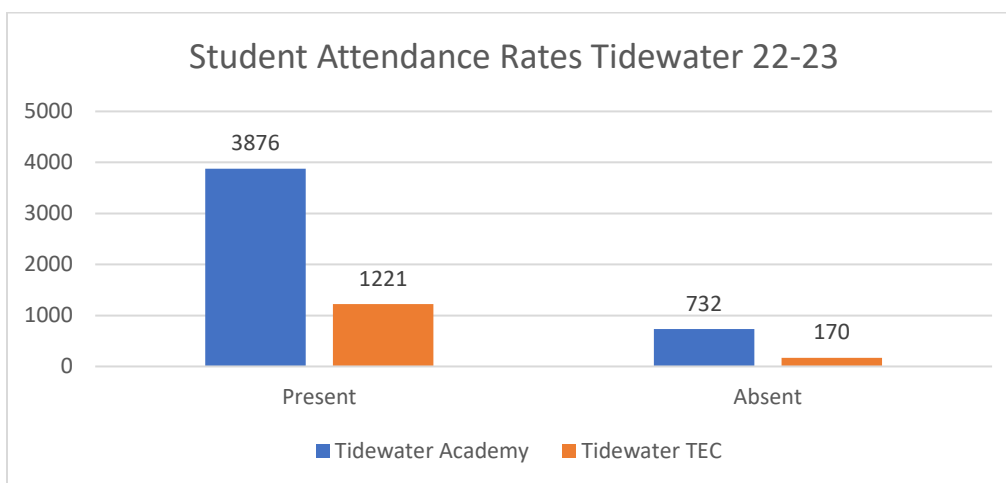


Richmond academy had a total of 1233 absences in the 22-23 school year.

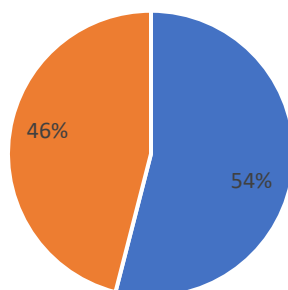
Richmond TEC had a total of 648 absences in the 22-23 school year.

Total number of students served for 22-23 school year for Richmond was 72.

Total number of school days for the 22-23 year for Richmond was 182.

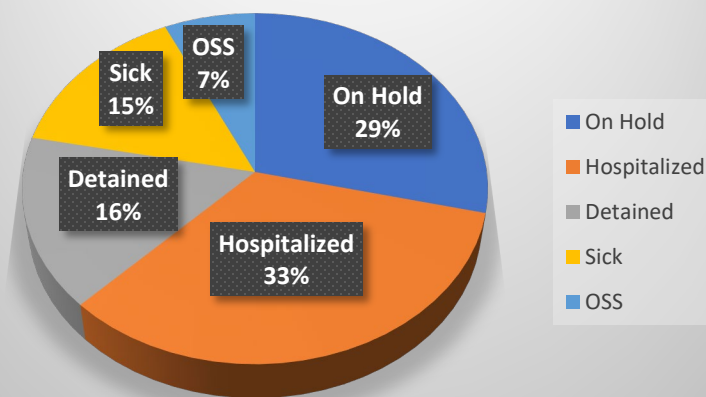


Chronic Absenteeism 2022-2023 School Year Tidewater



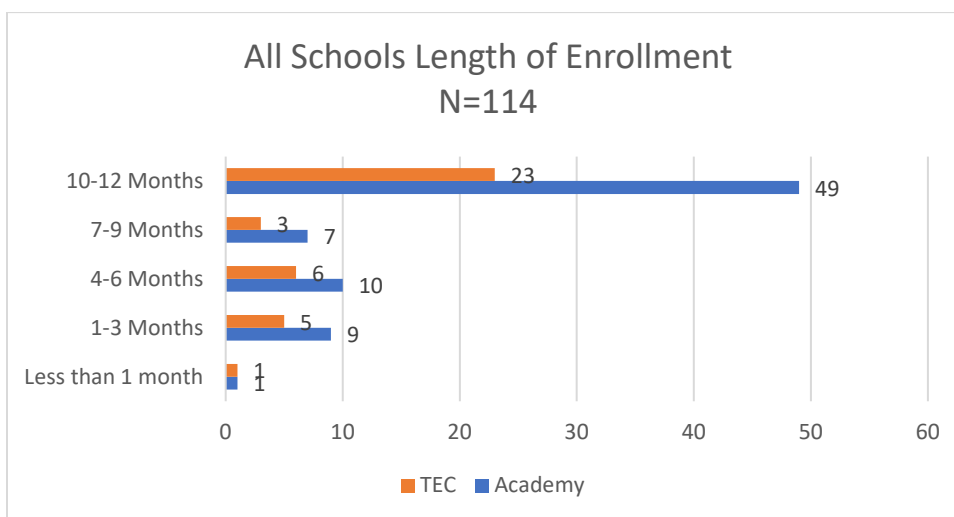
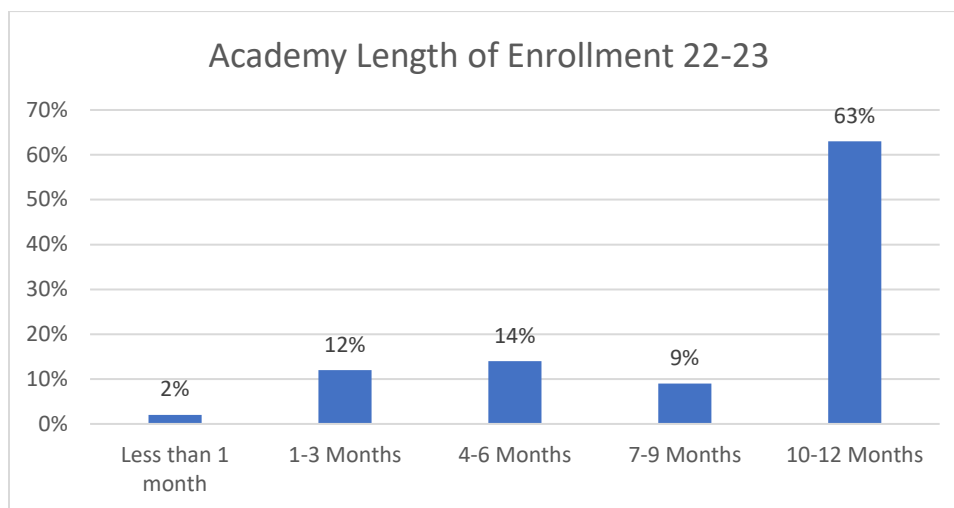
■ Missed less than 10% ■ Missed more than 10%

Primary Absence Reasons Tidewater

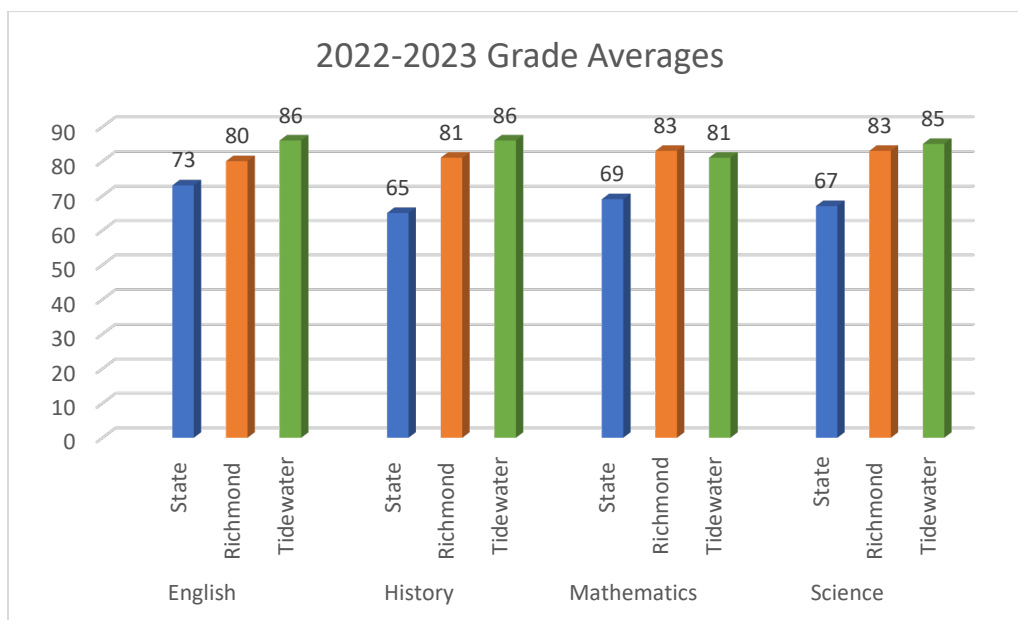


Tidewater academy had a total of 732 absences in the 22-23 school year.
 Tidewater TEC had a total of 170 absences in the 22-23 school year.
 Total number of students served for 22-23 school year for Tidewater was 42.
 Total number of school days for the 22-23 year for Tidewater Academy was 183.

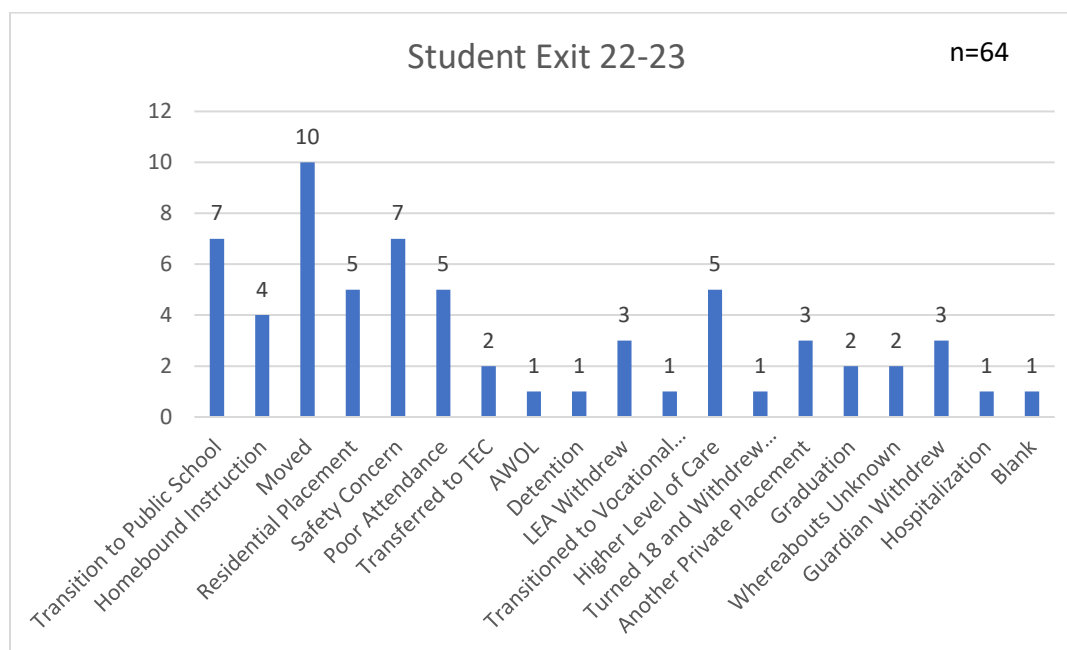
Program Outcomes



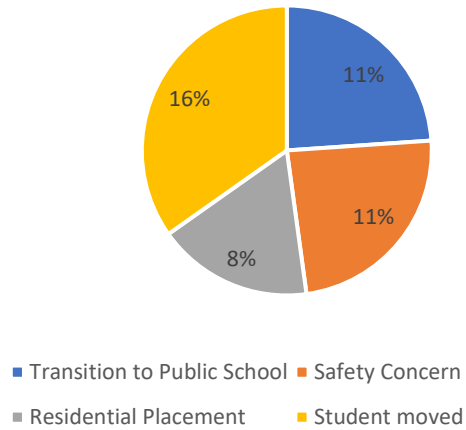
Grade Averages



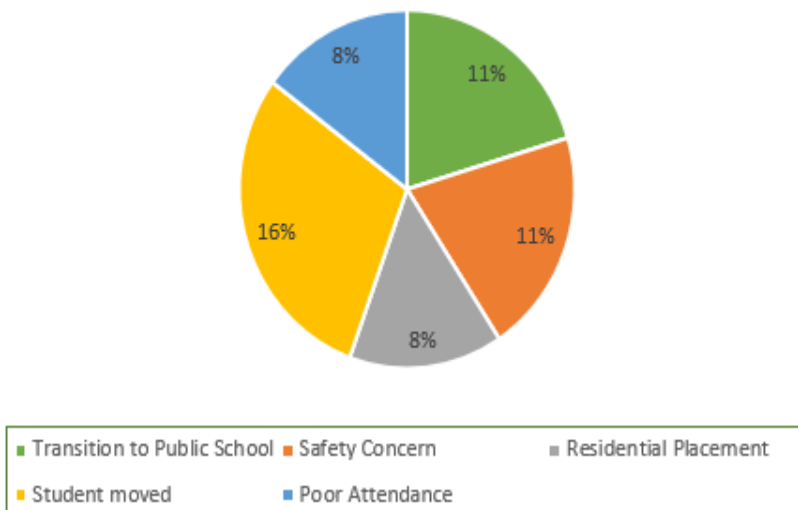
Results of Exits



Student Exit 22-23



Top 5 Primary Discharge Reasons 22-23



New for School Year

- TeachTown adaptive curriculum for TEC students
- Partnership with Richmond SPCA
- Social skill lessons taught by behavior technicians.
- Student led morning announcements