

Dominion Academy Dragons

Therapeutic Day
School Outcomes
2021–2022



Academy Outcomes

Table of Contents

A. Program Features.....	3
B. Eligibility Criteria.....	4
C. Virginia Department of Education Licensure.....	5
D. Certification of Staff.....	7
E. Therapeutic Counseling.....	8
F. Vocational and Independent Living.....	9
G. Additional Benefits.....	10
H. Academic Results.....	11
I. Athletics.....	12
J. Graduate Results.....	13
K. Program Outcomes.....	14
a. Return to Public School.....	14
b. Length of Enrollment Average of 12 months.....	16
c. Results of Exits.....	18
d. Primary Disability Served.....	20
L. New for school year.....	23

Program Features

- ▶ Student:teacher ratio – 10:1
- ▶ Student:in-class staff – 5:1
- ▶ Student:Staff – 4:1
- ▶ Licensed teachers in Special Education
- ▶ Group & Individual therapeutic counseling with on-site social workers All Academic classes including PE/Health
- ▶ Pre-vocational, life skills, social skills are taught as part of secondary curriculum

Eligibility Criteria

- ▶ Referral by a local school system or social service agency
- ▶ Funding typically from FAPT/CSA or DSS
- ▶ Most students have an IEP with private day placement indicated
- ▶ 504 plans with private day accommodation are accepted – but are not funded
- ▶ Regular ed students accepted (casespecific)
- ▶ Student is in need of educational/behavioral services in the K–12 range

Virginia DOE Licensure

- ▶ Autism
- ▶ Developmental Delay
- ▶ Emotional Disability
- ▶ Intellectual Disability
- ▶ Multiple Disabilities
- ▶ Other Health Impaired
- ▶ Specific Learning Disability
- ▶ Speech or Language Impairment
- ▶ Male and Female students



Academy Outcomes

- ▶ Grades:K-12
- ▶ Ages: 2-22
- ▶ Capacity: 144

Certification of Staff

- ▶ All Staff are trained and certified in
 - First Aid/Crisis Response
 - TOVA and/or Safety Care
 - Van Safety
 - Medication Management

Teachers are Licensed in Special Education or Subject Area

Two on-site LCSWs for counseling and one school counselor

Therapeutic Counseling

- ▶ Counseling provided by a LCSW or school counselor

Students receive:

- ▶ Minimum 30 minutes–1 hour of individual counseling per week
- ▶ 60 minutes of group counseling in each class weekly
- ▶ Aggression Replacement Toolkit (ART) utilized
- ▶ Crisis/behavioral counseling as needed

Vocational and Independent Living

- ▶ Life skills
- ▶ Social Skills
- ▶ Daily living skills
- ▶ Cooking
- ▶ Landscaping
- ▶ Job search and application assistance
- ▶ Resume construction
- ▶ Interview training
- ▶ Job shadow experiences

Additional Benefits

- ▶ Will coordinate with DRS to open a file on all 11–12th graders
- ▶ Help all qualifying students connect with Job Corp
- ▶ Complete a Transition assessment
- ▶ Complete a Vocational assessment
- ▶ Coordinate with Testing personnel to ensure SOL testing is given

Academic Results

- SOL results continue to show higher percentages of students passing on a yearly basis
- 2019–2020 focused on boosting overall academic outcomes on SOLs through renewed focus on instructional presentation and delivery
- 2021–2022 focused on increased in person presence, boosting overall academic outcomes, and a continued focus on instructional presentation and delivery

Athletics

- ▶ Dominion Academy participates in the Richmond Alternative Schools Sports League (RASSL) in
 - Basketball (Winter) –2018 & 2019 Champions!!!
 - Basketball (Winter)– to begin January 2023

Graduate Results

- ▶ 100% of students seeking employment are able to participate in learning skills related to filling out applications for employment
- 100% graduation rate for seniors

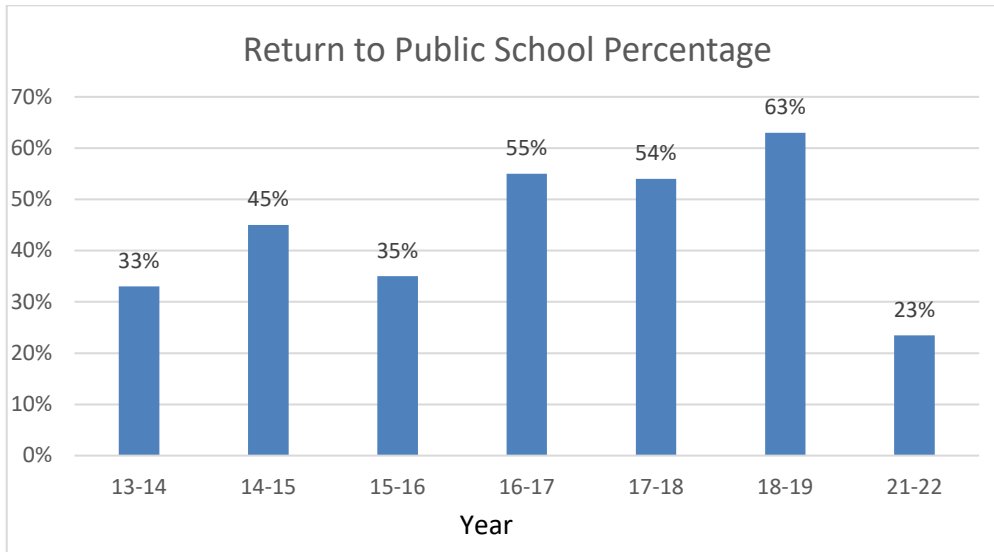
Program Outcomes through 2021-2022 School Year

▶ Return to Public School (LRE)

- 2013-14: 33%
- 2014-15: 45%
- 2015-16: 35%
- 2016-17: 55%
- 2017-18: 54%
- 2018-19: 63%

Academy Outcomes

- 2021-22: 23.44%

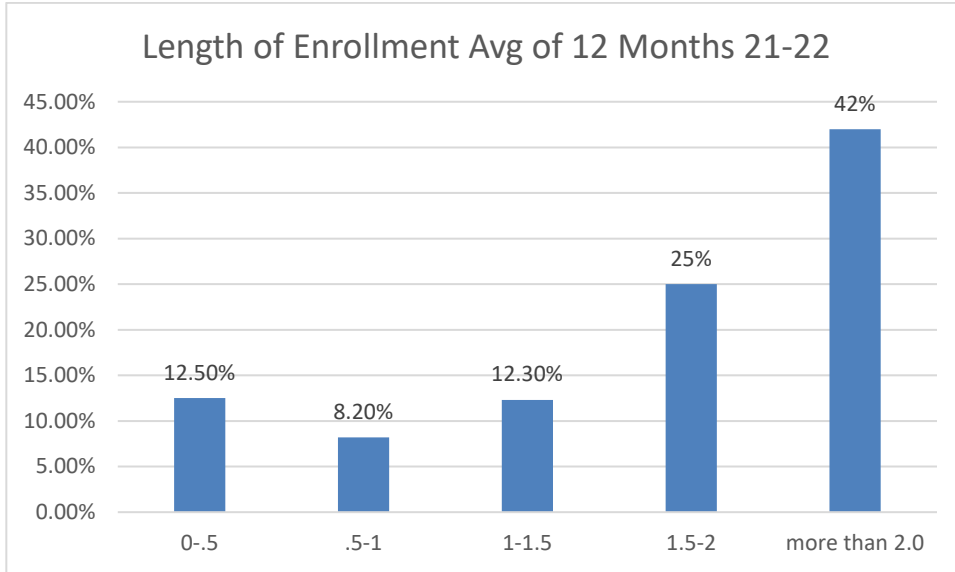


Program Outcomes through 2021-2022 School Year

▶ Length of Enrollment Average of 12 months

- 0–0.5 years: 12.5%
- 0.5–1.0 year: 8.2%
- 1.0–1.5 years 12.3%
- 1.5–2.0 years: 25%
- more than 2.0 years 42%

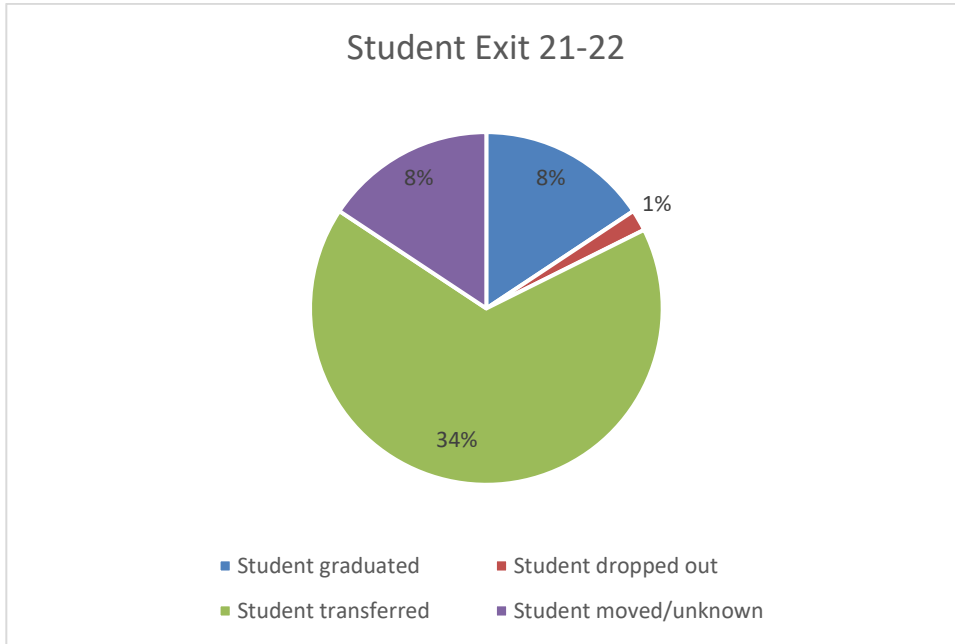
Academy Outcomes



Results of Exits

- 8% (5 students) graduated (100% standard diploma)
- 1% dropped out
- 34% transferred to another school
- 8% moved/unknown

Academy Outcomes



Primary Disability Served

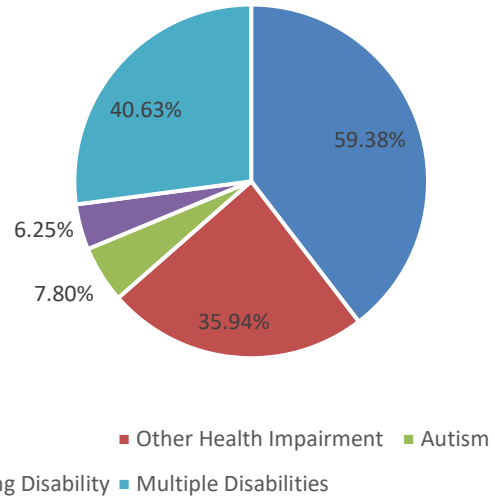
- Emotional Disability: 59.38%
- Other Health Impairment: 35.94%
- Autism 7.8%
- Specific Learning Disability: 6.25%
- Multiple Disabilities: 40.63%

- Of all the students who exited our program
 - 23.44% returned to public education
 - 15.63% transferred to another private day school
 - 4.7% transferred to hospitalization
 - 1% to homeschool

Academy Outcomes

- 1% to Residential
- 6.25% to out of state/unknown

Primary Disability Served 21-22



Continuing for 2021–2022

- ▶ We have established our Therapeutic Educational Center (TEC)
 - Targeting students with needs in the areas of
 - ASD
 - ID
 - Life skills
- ▶ SOL track and ASOL track available
 - ASOL track includes 1:1 staff

New for 2021–2022

- Implementation of new curriculum
- Full time BCBA on site
- Renewed focus on boosting academic outcomes for all students